

THE STATE OF THE CLEAN ENERGY BOOM

THE 271,713 (AND COUNTING) NEW CLEAN ENERGY JOBS ACROSS THE UNITED STATES

UPDATED: FEBRUARY 28, 2024

Since President Joe Biden's landmark climate and clean energy investments became law in August 2022, American companies have taken bold steps forward to build our clean energy future. New manufacturing in wind, solar, batteries, electric vehicles (EVs), and storage projects across the country means new, good-paying jobs. In just over a year, companies have announced or moved forward with projects accounting for **more than 271,713 new clean energy jobs** for electricians, mechanics, construction workers, technicians, support staff, and many others.

As the largest U.S. investment in climate and clean energy in history, President Joe Biden's Made in America clean energy boom is just getting started.

This report analyzes public announcements from the private sector since the passage of the clean energy plan to demonstrate the breadth and scale of the growing clean energy economy being built across the country. It also provides a breakdown of the data by state, sector, and congressional district, as well as breakout analyses covering projects, jobs, and investments in rural areas and low-income communities across America and in districts represented by Republican members of the House of Representatives.

MORE THAN 271,000 NEW JOBS ACROSS THE COUNTRY

Companies announced and advanced **523** new clean energy projects totaling **271,713** new jobs and over **\$352 billion** in investments across **47** states and Puerto Rico between August 16, 2022, and February 28, 2024.

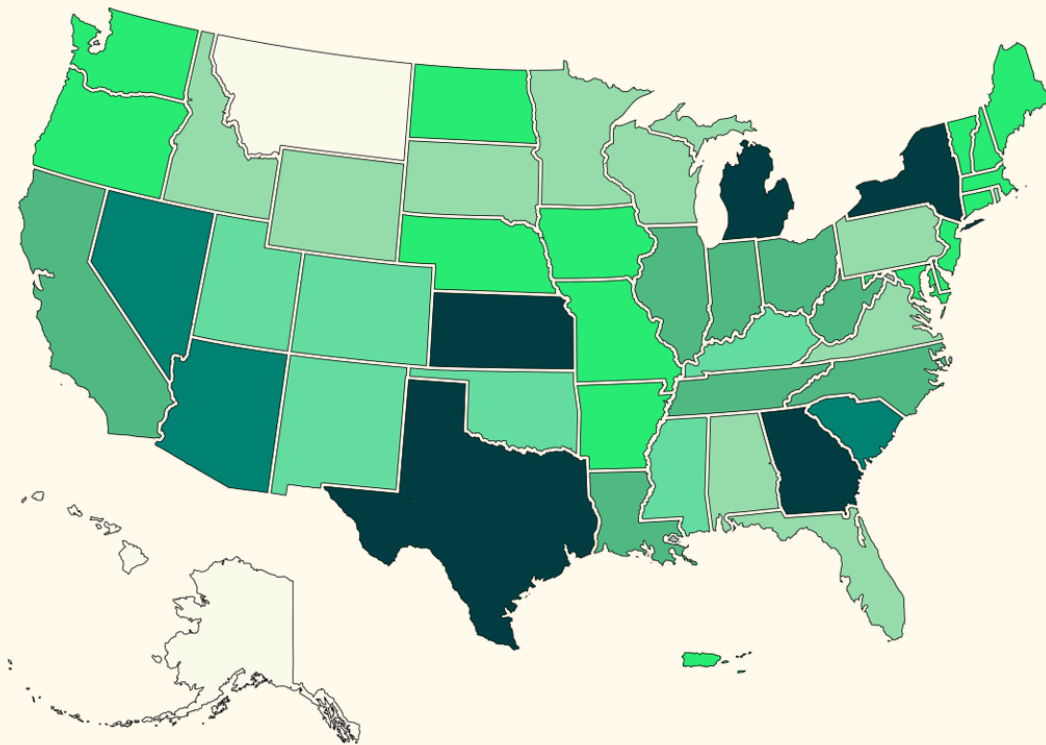
Plans include **163** new battery manufacturing sites, **117** new or expanded electric vehicle manufacturing facilities, and **156** solar and wind manufacturing plants. The majority of projects are in five states — Michigan, Georgia, Texas, California, and South Carolina.

A bulk of the new clean energy projects are located in congressional districts represented by Republican members of the House of Representatives – totaling **144,532** new jobs and over **\$262.19 billion** in investment across **274** clean energy projects in **133** Republican-held districts.

In low-income communities, **228** new clean energy projects have been announced since the passage of the clean energy plan, bringing **\$97.16 billion** in investment and **105,182** jobs to low-income communities across **34** states.

Across rural America, **92** new clean energy projects have been announced since the passage of the clean energy plan, bringing **\$44.9 billion** in investment and **43,570** jobs to rural communities across **31** states.

CLEAN ENERGY JOBS PER STATE UNDER THE CLEAN ENERGY PLAN



JOB PER STATE:	1-1,000	1,000-2,500	2,500-5,000	5,000-10,000	10,000-20,000	20,000+
----------------	---------	-------------	-------------	--------------	---------------	---------

The jobs being created across the country are good-paying opportunities for electricians, mechanics, construction workers, technicians, support staff, and thousands of others. Clean energy jobs pay higher wages and provide good benefits; research from the Brookings Institution finds that landing a clean energy job can result in an eight to 19 percent income increase. 75% of the new jobs the clean energy plan will create don't require four-year degrees, meaning they're accessible to all Americans.

The transition to a clean energy economy is also benefiting union workers. The clean energy plan includes strong labor provisions and incentives to ensure these new clean energy jobs lead to careers that will truly sustain workers and their families. In November 2023, the United Auto Workers ratified a new agreement with Ford, Stellantis, and General Motors that guaranteed future EVs would be made in America with union labor. The new agreement also allows workers at new and planned EV battery manufacturing plants to join the UAW's master agreement, ensuring workers across the EV supply chain receive good pay and benefits. Unions outside of the auto industry are also benefiting from the clean energy plan. In December 2023, the International Brotherhood of Electrical Workers (IBEW) signed a project labor agreement to build the SunZia transmission line across Arizona and New Mexico, an opportunity that IBEW President Kenneth Cooper said would "create good, middle-class jobs throughout the region." The project labor agreement follows an October 2023 national tri-trade solar agreement between the IBEW, the Laborers International Union of North America, and the International Union of Operating Engineers, which makes it easier for developers, contractors, and unions to bring more solar power online.

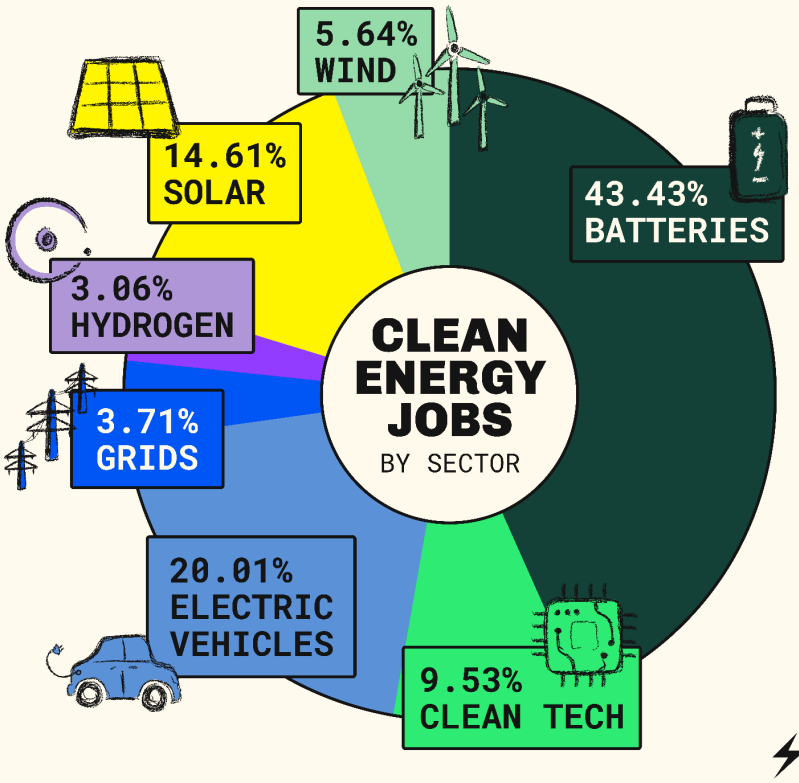
THE CLEAN ENERGY ECONOMIC BOOM BY SECTOR

JOBS BY SECTOR			
SECTOR	# OF PROJECTS	NEW JOBS	NEW INVESTMENTS
BATTERIES	163 PROJECTS	117,975 JOBS	\$109.92 BILLION
ELECTRIC VEHICLES	117 PROJECTS	54,385 JOBS	\$51.02 BILLION
GRID & TRANSMISSION	23 PROJECTS	10,086 JOBS	\$9.03 BILLION
HYDROGEN	20 PROJECTS	8,315 JOBS	\$12.72 BILLION
SEMICONDUCTORS & OTHER CLEAN TECH	44 PROJECTS	25,899 JOBS	\$124.66 BILLION
SOLAR	114 PROJECTS	39,714 JOBS	\$31.01 BILLION

WIND	42 PROJECTS	15,339 JOBS	\$14.38 BILLION
------	-------------	-------------	-----------------

CLEAN ENERGY BOOM BY SECTOR

SINCE PASSAGE OF THE BIPARTISAN INFRASTRUCTURE LAW AND INFLATION REDUCTION ACT



DATA: CLIMATE POWER

THE CLEAN ENERGY ECONOMIC BOOM BY STATE

States across the country have already benefited from the provisions of the national clean energy plan. Even [climate skeptics have touted the benefits of the law](#) and have celebrated clean energy project announcements in their districts because they now realize that the clean energy plan means big investments and new jobs in their communities. Since August 2022, the clean energy plan has significantly benefited local economies and will provide family-sustaining wages in ZIP codes from coast to coast.

10 STATES WITH MAJORITY OF NEW JOBS			
STATE	# OF PROJECTS	NEW JOBS	NEW INVESTMENTS
GEORGIA	40	29,472	\$23.12 BILLION
NEW YORK	20	26,082	\$115.04 BILLION
TEXAS	38	23,315	\$16.05 BILLION
KANSAS	4	20,897	\$4.13 BILLION
MICHIGAN	45	20,107	\$21.53 BILLION
SOUTH CAROLINA	29	16,584	\$13.67 BILLION
NEVADA	15	15,938	\$12.2 BILLION
ARIZONA	22	14,100	\$10.57 BILLION
NORTH CAROLINA	24	9,886	\$18.75 BILLION
OHIO	21	8,612	\$8.8 BILLION

Below are a few snapshots of the clean energy boom in states across the country.


ARIZONA

Arizona is becoming a battery manufacturing powerhouse. New clean energy projects have already spurred **\$10.57 billion** in investment and helped create or move forward over **14,100** good-paying clean energy jobs in the state. A few highlights in Arizona:

- Arizona is an increasingly important hub for battery manufacturing. After [pausing its initial plan](#) to open a battery facility in Queen Creek, LG Energy Solutions (LGES) announced it would [invest \\$5.6 billion](#) in the gigafactory following the passage of the clean energy plan. [An LGES Executive said](#) the company was adjusting plans for the project to meet the growing demand for U.S.-made EV batteries that qualify for [the clean energy plan's tax credits](#). American Battery Factory announced a [\\$1.2 billion investment](#) to build a lithium battery gigafactory in Tucson, which the company projects will [create 1,000 new jobs](#). [Cirba Solutions announced](#) it would build a new lithium-ion battery recycling facility in Eloy, citing new incentives from the clean energy plan.
- Arizona ranks [second in the nation for solar energy potential](#), and the industry is ramping up in the state. Longroad Energy is building two solar projects in Maricopa County, Sun Streams 3 and Sun Streams 4. [Longroad's CEO said](#) he

believes the clean energy plan will enable future developments and benefit utilities and ratepayers. The projects are also benefiting union workers, with Sun Streams 4 [employing registered operators and carpenter apprentices](#) to benefit from additional tax credits under the clean energy plan.

- Solar manufacturing is also taking off in Arizona, as New East Solar announced it would create 300 jobs manufacturing solar panels in Phoenix thanks to the [“catalyst” of the Biden Administration’s clean energy plan](#). Meyer Burger first shared plans to build a solar manufacturing facility in 2021, but the plans stalled until the clean energy plan passed in August 2022, when the company confirmed plans to create 500 new solar manufacturing jobs in Goodyear to access expanded tax credits. In January 2024, Meyer Burger announced it would expand [production from 1.5 to 2 gigawatts](#) at the facility, and the company would hire 130 more workers to meet the growing demand for U.S.-manufactured solar panels.




CALIFORNIA

California is a leader in the nation’s clean energy boom, with **36** new clean energy projects announced in the state since August 2022. These new clean energy projects have already spurred **\$15.95 billion** in investment and helped create or move forward **9,039** good-paying clean energy jobs in the state. A few highlights in California:

- California is quickly becoming a hub for battery manufacturing. In May 2023, [Moxion announced it would](#) open a gigafactory in Richmond, creating 800 new jobs after the company’s CEO called the clean energy plan a [“huge value creator”](#) that would accelerate domestic battery market opportunities. Statevolt is another major player in California’s emerging battery economy, as the company plans to construct a [\\$4 billion, 54 GWh lithium-ion manufacturing plant in Southern California](#) to further the production of EV batteries in the state. Statevolt’s CEO called the clean energy plan a [“game-changer for the U.S. energy transition value chain.”](#) Statevolt is also prioritizing a “hyperlocal” business model that will create [good-paying jobs](#) in California’s Imperial Valley.

- California is also becoming a hub for solar generation and manufacturing, with seven new projects announced in the state. In March 2023, [Solar4America](#) announced plans to add 400 new jobs at its Sacramento manufacturing plant to meet increasing demand. The announcement follows announcements from [Caelux](#) and [SPI Energy](#) to increase solar manufacturing in the state.



COLORADO

Colorado is becoming a powerhouse for clean energy manufacturing. New clean energy projects have already spurred **\$1.72 billion** in investment and helped create or move forward over **4,737** good-paying clean energy jobs in the state. A few highlights in Colorado:

- Colorado's wind manufacturing economy is growing rapidly, thanks to new investments. CS Wind announced plans to [expand the largest wind turbine factory in the world](#), located in Pueblo. Vestas invested \$40 million to expand its nacelles manufacturing facility in Brighton and its blades manufacturing facility in Windsor and expects to hire **800 new local employees**. Vestas offers an [internship program through local high schools](#) and expects to hire 150 new high school graduates in the coming years.
- Solar generation and manufacturing are growing exponentially in Colorado. In February 2024, the [Ute Mountain Tribe](#) announced a [partnership](#) with the Canigou Group to construct the Sun Bear Solar Project in Towaoc, Colorado, which will produce enough power for over 250,000 homes. The project will create up to **1,000 construction jobs**, including 500 skilled electrician jobs, and support 50 full-time employees while providing revenue to the Ute Mountain Tribe. Solar manufacturing is also expanding in the state. In June 2023, VSK Energy [announced plans](#) to build a solar manufacturing plant in Brighton that will create 900 jobs with average annual wages of over \$70,000 per year, and in July 2023, Meyer Burger announced [a \\$400 million investment](#) in a Colorado Springs solar cells manufacturing facility that will create more than 350 jobs with an average salary of \$77,000 per year. Both [VSK Energy](#) and [Meyer Burger](#) cited the clean energy plan's tax credits as driving their decisions to move solar module production to the U.S.

\$1.72 B

INVESTMENTS IN
CLEAN ENERGY PROJECTS



4,737

JOBS IN COLORADO
SINCE PASSAGE OF THE CLEAN ENERGY PLAN

GEORGIA

Georgia remains a leader in the nation's growing clean energy economy, with **40** new projects announced in the state since August 2022. These new clean energy projects have already spurred **\$23.12 billion** in investment and helped create or move forward over **29,472** good-paying clean energy jobs in the state. A few highlights in Georgia:

- Hyundai's EV investments are turning Georgia into a hub for EV manufacturing. The company is investing significantly in two gigafactories in Georgia to build Hyundai and Kia EVs. The two sites, [a \\$4 to \\$5 billion factory with SK On](#) near Atlanta and [a \\$4.3 billion plant with LG](#) in Savannah, are set to create 6,500 jobs. In August 2023, Hyundai and LGES announced they would invest [an additional \\$2 billion](#) in the facility, adding 400 jobs, to keep pace with record EV sales.
- Other companies are also helping build out Georgia's EV supply chain. In July 2023, [Kia announced a \\$200 million investment](#) at its existing West Point plant to manufacture its first EV assembled in the U.S. The facility expansion will qualify Kia for [tax credits](#) under the clean energy plan, create 200 new jobs, and provide job training through [the Kia Georgia Training Center](#). In March 2023, [FREYR's CEO said](#) the company was "accelerating investment" for its \$2.6 billion Georgia battery facility to benefit from clean energy plan tax credits, creating over 700 jobs in Coweta County.
- Georgia's solar manufacturing industry is booming. Following [a November 2022 statement](#) about how the clean energy plan would increase hiring, [QCells announced](#) it would more than double its Georgia manufacturing facilities. The expansion will create over 2,500 new jobs in the state, where the company has invested over \$2.5 billion. Suniva also announced an expansion of its solar cell manufacturing facility, [adding 240 new jobs](#) at its Norcross factory. In February 2024, SolarCycle announced

a \$334 million investment to manufacture solar glass in Cedartown, [creating 600 new jobs](#) that will use materials from retired solar panels to make new solar glass.




MICHIGAN

Michigan is leading all other states in the nation’s clean energy boom, with **45** new projects announced in the state since August 2022. These new clean energy projects have already spurred **\$21.53 billion** in investment and helped create or move forward over **20,107** good-paying clean energy jobs in the state. A few highlights in Michigan:

- Michigan’s battery manufacturing industry is booming — and President Biden’s clean energy plan is driving investments. In October 2022, Michigan-based Our Next Energy (ONE) [announced it would invest](#) \$1.6 billion to establish a battery cell manufacturing plant in Van Buren Township. [ONE's founder called](#) the clean energy plan an “enormous gift” for the future of EVs. In September 2023, Samsung SDI announced [a \\$41 million](#) expansion of its Auburn Hills lithium-ion battery manufacturing plant to meet the growing demand for EV batteries. The expansion will create [368 new high-paying jobs](#). In October 2022, Lear [announced it would open](#) a \$112.5 million battery plant in Independence Township. [The plant will build](#) battery connector units for GM EVs, and [news reports state](#) the expansion was “in response to incentives for on-shoring included in the Inflation Reduction Act.”
- Michigan continues to attract new EV investments. [Magna invested \\$526 million](#) across several expansion projects in October 2022 to further Michigan’s status as the “home of the auto industry and the future of mobility in Michigan,” according to Governor Whitmer. In March 2023, Magna announced an additional \$100 million investment to open a new seating plant to supply General Motors’ EVs in Auburn Hills. The facility is expected to create [500 new jobs](#), which would be [represented by the United Auto Workers union](#).
- EVs aren’t the only clean energy industry in the Mitten State seeing massive investment. In February 2024, Corning announced it would open a solar component manufacturing facility in Richland Township, [creating 1,151 new jobs](#) paying an average of \$28 per

hour, which is 30% higher than the region’s median hourly wage. In May 2023, Polar Racking [directly cited](#) the clean energy plan as driving the company’s decision to [open a new manufacturing facility](#) in Michigan to produce solar mounting solutions. That same month, Nel Hydrogen announced plans to open [a gigawatt electrolyzer](#) manufacturing facility in Michigan, a \$400 million investment that will employ over 500 people. The project will benefit from the [clean energy plan’s new tax credits](#) for clean hydrogen production.




NEVADA

Nevada is becoming a central player in battery and solar manufacturing. New clean energy projects have already spurred **\$12.2 billion** in investment and helped create or move forward **15,938** good-paying clean energy jobs in the state. A few highlights in Nevada:

- Nevada is a hub for battery manufacturing and lithium refining. On February 9, 2023, the [Department of Energy announced](#) a \$2 billion loan commitment to Redwood Materials to build and expand [a \\$3.5 billion](#) battery materials campus in McCarran. The project will create 3,400 good-paying union construction jobs and will employ approximately 1,600 full-time workers, including labor, technical staff, and on-site management. In addition, Redwood Materials [will rely on](#) a construction workforce comprised of union, minority, and/or woman-owned business enterprises.
- The Department of Energy funded several projects to help Nevada achieve its goal of becoming the “[Silicon Valley of lithium.](#)” As part of the funding push, [Lilac Solutions](#) received a \$50 million grant for a project that will create 250 new jobs and invest a total of \$179 million in the state.
- In November 2022, [Redwood Materials received](#) final tax credits for the [planned expansion](#) of its Storey County Campus anode and cathode battery manufacturing facility. The \$1.1 billion expansion is expected to create [700 new jobs](#).
- After the passage of the clean energy plan, [Tesla announced](#) it was resuming an expansion of its Nevada Gigafactory it had delayed for five years. The [\\$3.6 billion expansion](#), which will enable the production of 105 GWh of battery cells and over 150 GWh of battery packs annually, is expected to create 3,000 new jobs in the state.

- Solar manufacturing is also growing in Nevada. In August 2023, Unimacts announced it hired **80 new employees** at its Las Vegas manufacturing facility, which produces components to enable solar panel rotation. **Unimacts' CEO said** the company would not have expanded without the clean energy plan's incentives.




NEW YORK

New York is becoming a key hub for offshore wind and battery manufacturing. New clean energy projects have already spurred **\$115.04 billion** in investment and helped create or move forward over **26,082** good-paying clean energy jobs in the state. A few highlights in New York:

- Furthering New York's goal of becoming the nation's offshore wind manufacturing hub, **General Electric (GE) proposed two new offshore wind energy manufacturing facilities** in the state. GE also recently **announced a \$50 million investment** at its Schenectady wind manufacturing facility, creating 200 additional jobs. In announcing the \$50 million investment in May 2023, **GE said the Biden Administration's clean energy plan** played an "important role" by "revitalizing the market, increasing demand for renewable energy, and enabling energy security and competitiveness." In May 2023, **GE announced it worked with the IUE-CWA unions** to reach a labor peace agreement, where GE would remain neutral during the labor organizing process for the new facilities.
- New York's battery manufacturing industry has seen a similar boom in investment. In January 2023, **Zinc8 Energy Solutions announced a \$68 million investment plan** to relocate its battery manufacturing facility and U.S. headquarters to the mid-Hudson region. General Motors (GM) announced **a \$68 million investment to upgrade its Rochester plant** for EV battery components, and **Electrovaya announced a \$75 million investment** to open a gigafactory in Chautauqua County, creating 250 jobs.
- The Empire State is also seeing new jobs in heat pump manufacturing, with Energy Catalyst's plans to expand its manufacturing operations in Watervliet, creating 50 new jobs. The company's expansion also includes a **dedicated training facility**, where

Energy Catalyst will train disadvantaged youth and women business enterprise (WBE), minority business enterprise (MBE), and veteran business enterprise (VBE) contractors.



NORTH CAROLINA

North Carolina is becoming a hub for EV and transmission manufacturing. New clean energy projects have already spurred **\$18.75 billion** in investment and helped create or move forward over **9,886** good-paying clean energy jobs in the state. A few highlights in North Carolina:

- EV manufacturing continues to grow in the Tar Heel state. Toyota now plans to [invest \\$13.9 billion](#) in its North Carolina EV battery manufacturing facility, more than 10 times the company's initial investment, with over \$10 billion in new funding announced since the clean energy plan's passage. EV charging manufacturers are also flocking to North Carolina. In February 2023, Kempower [credited the clean energy plan](#) for the company's decision to build a \$41 million EV charging station manufacturing facility in Durham. In May 2023, EV charger manufacturer [Alpitronic announced plans](#) for a \$9.3 million tech and repair facility and headquarters in Charlotte, [creating 300 new jobs](#) with an average salary of over \$90,000. Atom Power announced two expansions at its EV chargers manufacturing facility in Huntersville since the Inflation Reduction passed, [investing a total of \\$154 million](#) and [creating 375 new jobs](#) with an average salary of \$92,000.
- North Carolina is also becoming a hub for transmission manufacturing, with Siemens Energy announcing a [\\$149.8 million investment to build large power transformers](#) in Mecklenburg County. The investment will create [475 new manufacturing jobs](#) with salaries above the County's average annual income.
- Battery manufacturing is also exploding across the Tar Heel state. Dai Nippon announced a \$233 million investment to build lithium-ion battery pouches in Linwood, [creating 352 jobs](#) with an average annual salary higher than the county average. Forge Nano will create [204 battery manufacturing jobs](#) in Wake County, driving \$165 million in investment, and Celgate [expanded its manufacturing site](#) in Charlotte, adding 100 new jobs manufacturing battery separators.

\$18.75 B

INVESTMENTS IN
CLEAN ENERGY PROJECTS



9,886

JOBS IN NORTH CAROLINA
SINCE PASSAGE OF THE CLEAN ENERGY PLAN

OHIO

Ohio is quickly becoming a powerhouse for solar and EV manufacturing. New clean energy projects have already spurred **\$8.8 billion** in investment and helped create or move forward over **8,612** good-paying clean energy jobs in the state. A few highlights in Ohio:

- Ohio's EV economy continues to grow thanks to the clean energy plan. [Honda and LG Energy Solutions](#) announced a [\\$4.4 billion investment](#) in an EV battery plant project in Fayette County, the largest direct private investment in Ohio's history. President Biden said the facility, which will create 2,200 jobs, was an example of the economic benefits of the clean energy plan and "[another win for America and another win for Ohio.](#)" In February 2023, EdgeEnergy, an EV charger power converter manufacturer and member of the White House Infrastructure Talent Pipeline Challenge, announced a [\\$150 million investment](#) to expand its manufacturing operation in Cincinnati. And, in February 2024, Schaeffler announced it would [create 650 jobs in Dover](#) manufacturing electric car axels. Schaeffler expects the facility will benefit from the clean energy plan.
- Ohio is also seeing massive new investments in solar manufacturing thanks to the clean energy plan. First Solar announced a \$680 million investment to expand manufacturing in the state, creating at least 850 new manufacturing jobs. In a statement, [First Solar's CEO said the clean energy plan has](#) "entrusted [the clean energy industry] with the responsibility of enabling America's clean energy future, and we must meet the moment." In March 2023, [Invenergy announced a \\$600 million investment](#) to build one of the largest solar power manufacturing facilities in the U.S. in Pataskala, creating 850 good-paying jobs and further establishing Ohio as a solar manufacturing hub.

\$8.8 B

INVESTMENTS IN



8,612

JOBS IN OHIO
SINCE PASSAGE OF THE CLEAN ENERGY PLAN

PENNSYLVANIA

Pennsylvania's clean energy economy is bringing millions in new investment to the state. New clean energy projects have already spurred **\$875.1 million** in investment and helped create or move forward **1,582** good-paying clean energy jobs in the state. A few highlights in Pennsylvania:

- Battery manufacturing is growing exponentially in Pennsylvania thanks to new investments. In August 2023, Eos Energy Enterprises announced Project American Made Zinc Energy (Project AMAZE), a **\$500 million investment** to expand its Turtle Creek battery manufacturing facility. Eos said the expansion, which will create **650 full-time jobs** and **50 union construction jobs**, was part of its strategy "to address increased long-duration energy storage demand driven by the Inflation Reduction Act." In October 2023, Westinghouse announced it would **invest at least \$18 million** to open a facility supporting the development of the company's transportable energy battery technology in Etna. The eVinci Microreactor Development Facility in Allegheny County will create 40 high-paying jobs.
- Pennsylvania companies are seeing increased demand for critical inputs in clean energy technologies. **Vitro Architectural Glass** announced a **\$93.6 million investment** to expand its Cochranton facility following an agreement to supply glass to First Solar, adding 127 new jobs. First Solar expanded its U.S. manufacturing because of the clean energy plan, calling the legislation an "important step towards achieving self-sufficiency in solar technology." In April 2023, Prysmian announced a **\$22.5 million investment** to expand transmission conductor technology manufacturing in Williamsport after signing a supply agreement with Invenergy Transmission, who said the clean energy plan provided a "stable policy landscape" for sustainable energy solutions.
- In May 2023, Re:Build Manufacturing, which manufactures components for the **clean technology** and **EV industries**, announced an **\$81 million investment** in an advanced manufacturing park, creating 300 jobs at the new Westmoreland County regional headquarters.

\$875.1 M

INVESTMENTS IN
CLEAN ENERGY PROJECTS



1,582

JOBS IN PENNSYLVANIA
SINCE PASSAGE OF THE CLEAN ENERGY PLAN

SOUTH CAROLINA

South Carolina is helping lead the country's clean energy boom, with **29** new projects announced in the state since August 2022. These new clean energy projects have already spurred **\$13.67 billion** in investment and helped create or move forward **16,584** good-paying clean energy jobs in the state. A few highlights in South Carolina:

- South Carolina's EV economy is booming. In October 2022, BMW announced a **\$1 billion investment** in its Spartanburg campus to retool the factory for EV production and an additional **\$700 million investment** to produce EV batteries at a new factory in Woodruff. So far in 2023, Volvo announced it would add **1,300 jobs at its Ridgeville factory** to build its fully electric SUV and Volkswagen AG announced a \$2 billion investment to manufacture **Scout-branded EVs** in Blythewood, creating 4,000 new jobs. EV component companies are also creating thousands of jobs in South Carolina. ABB E-Mobility called the clean energy plan a "**transformational investment**" in transportation electrification when announcing an expansion of its Columbia EV charger factory, creating 100 new jobs.
- Battery companies are driving new investment in South Carolina, with Redwood Materials announcing a **\$3.5 billion investment** to build a battery materials campus in Ridgeville in December 2022, creating 1,500 new jobs. Redwood said the clean energy plan enabled it to invest at home and set the stage for the U.S. to become a "**global leader**" in **battery manufacturing**. In February 2024, EnerSys announced it would open a 4 GW gigafactory in Greenville, with the company expecting to create 500 new jobs to benefit **from clean energy plan tax credits**.
- Solar manufacturing is also rapidly growing in South Carolina. **Enphase announced a \$60 million investment** to open a solar inverter manufacturing facility in Columbia in July 2023, creating 600 new jobs. In September 2023, Silfab Solar announced it would open a manufacturing facility in Fort Mill, creating **800 new jobs**. EPS Power also announced a \$5 million investment to **manufacture power converters** for solar modules in Maudlin, creating 150 new jobs.

\$13.67 B

INVESTMENTS IN
CLEAN ENERGY PROJECTS



16,584

JOBS IN SOUTH CAROLINA
SINCE PASSAGE OF THE CLEAN ENERGY PLAN

TENNESSEE

Tennessee is fast becoming a manufacturing hub for battery and EV components because of the clean energy plan. New clean energy projects have already spurred **\$6.65 billion** in investment and helped create or move forward **6,781** good-paying clean energy jobs in the state. A few highlights in Tennessee:

- EV component suppliers are increasing their investments in Tennessee. In July 2023, Magna announced a **\$790 million investment** to open three new EV component manufacturing facilities in Tennessee. The three new facilities will create a total of **1,300 new jobs** in Stanton and Lawrenceburg. In August 2023, Hanon Systems shared plans to open a **\$170 million factory** in Loudon to manufacture heating and ventilation components for EVs, creating 600 new jobs.
- Tennessee's battery industry is also booming. Since the clean energy plan's passage, NOVONIX Anode Materials announced a new battery plant project expected to **cost upwards of \$1 billion** and create 1,000 jobs, Daejin Advanced Materials announced a **\$10.2 million investment** in a new EV battery plant in Cumberland City, and battery manufacturer Ultium Cells announced a **\$275 million expansion** of its Spring Hill plant, creating 400 new jobs. LG Chem also announced plans to build a battery factory in Clarksville, creating 850 jobs. LG said it invested \$3 billion in Tennessee **because of tax credits in the clean energy plan**.
- Companies are also investing to create battery inputs in Tennessee. Following confirmation of the clean energy plan's tax credits for domestic production, Piedmont Lithium announced plans to invest **\$600 million in a new lithium hydroxide plant**.

\$6.65 B

INVESTMENTS IN
CLEAN ENERGY PROJECTS




6,781

JOBS IN TENNESSEE
SINCE PASSAGE OF THE CLEAN ENERGY PLAN

TEXAS

Texas is helping lead the country's clean energy boom, with the Lone Star State ranking third nationally with **38** new projects announced since August 2022. These new clean energy projects have already spurred **\$16.05 billion** in investment and created or moved forward over **23,315** good-paying clean energy jobs in the state. A few highlights in Texas:


- Texas has seen record investments in EVs. [SK Signet announced plans](#) for an EV fast charger manufacturing facility that will create 183 new jobs, and [Tesla plans to invest \\$770 million](#) toward expanding its Austin EV factory.
- Solar manufacturing is also booming in Texas. [Waarree announced it would invest \\$1 billion](#) to open a solar manufacturing facility near Houston, [creating 1,500 new jobs](#). In September 2023, [Sirius PV announced a \\$35 million investment](#) to open a solar manufacturing facility in Waller County, [creating 450 new jobs](#). [PV Hardware announced it would open a 6GW solar factory](#) in Texas to meet the growing demand for [U.S.-manufactured solar panels](#) driven by the clean energy plan. Additionally, [SEG Solar announced a new residential solar project that will bring 500 jobs to the state](#), with more on the way as the company uses [savings from the clean energy plan's tax credits](#) to fund more manufacturing and support jobs.
- Texas is also becoming a hub for wind energy manufacturing. In November 2023, [Carter Wind Turbines announced it would open a new manufacturing facility in Vernon, creating 300 new jobs](#). [Diligence Offshore Services is investing \\$1.23 billion](#) to open an offshore wind support and manufacturing facility off the coast of Port Aruther, creating [4,000 construction jobs and 150 permanent jobs](#).



WISCONSIN

Wisconsin's EV manufacturing and battery storage industries are seeing a surge in investments. New clean energy projects have already spurred **\$920 million** in investment in the state and helped create or move forward **1,112** good-paying clean energy jobs. A few highlights in Wisconsin:

- EV manufacturing in Wisconsin has grown significantly since the clean energy plan was passed. In April 2023, ABB announced a \$100 million investment to build electric drive units for EVs in New Berlin, creating 100 new jobs. In making the announcement, the company cited increased confidence in the U.S. market driven by President Biden’s clean energy plan. In May 2023, Ingeteam also announced it would add 100 new jobs to its Milwaukee EV charger manufacturing facility.
- Solar manufacturing companies are also increasing their investment in Wisconsin. In August 2023, Siemens announced it would open a solar component manufacturing facility in Kenosha, creating over a dozen jobs to meet the growing demand driven by the clean energy plan.
- Wisconsin’s battery storage industry has seen massive investment since the passage of the clean energy plan. In September 2022, Alliant Energy shared plans to add utility-scale battery storage systems to its solar energy farms in Wood and Grant Counties. A spokesperson for the company said it accelerated plans for battery storage following the passage of the clean energy plan. In September 2023, Black Mountain Storage’s \$450 million American Pharoah battery storage project was approved by the Milwaukee City Plan Commission, adding 1,200 MW of storage capacity and further contributing to the Badger State’s battery storage boom.
- The federal government’s “focus on renewables” drove Excellerate’s decision to build a new electrical component manufacturing facility in Little Chute, according to the company’s Executive VP. The facility will create 200 new jobs.



THE CLEAN ENERGY BOOM

IN LOW-INCOME COMMUNITIES

OVER \$97 BILLION IN CLEAN ENERGY INVESTMENT IS SPURRING 105,182 JOBS IN LOW-INCOME COMMUNITIES ACROSS THE U.S.

The clean energy plan is bringing good-paying jobs to where they're needed the most. By providing bonus tax credits to companies that [pay fair wages](#), use [registered apprenticeship programs](#), or [invest in communities](#) previously at the forefront of fossil fuel energy production, clean energy investments are creating economic opportunities in historically disadvantaged communities all across America. Of the total **521** new clean energy projects announced or advanced since August 2022, **228** projects are located in low-income communities, representing **\$97.16 billion** in new investment and **105,182** new clean energy jobs.

This analysis defines “low-income communities” as cities or counties where the median income, as reported in 2020 Census data, is below 200% of the federal poverty line. Our analysis includes public job and project announcements from the private sector since the passage of the clean energy plan to demonstrate the breadth and scale of the growing clean energy economy nationwide and the direct benefits for low-income communities.

Specifically, this report finds:

- **39%** of new clean energy jobs, **27%** of investments, and **44%** of projects are located in low-income communities across the United States.
- **228** projects located in low-income communities across **34** states are creating **105,182** new clean energy jobs and \$97.16 billion in investment.
- Georgia, Texas, and South Carolina are home to the highest number of jobs in low-income communities.

THE 105,182 (AND COUNTING)

NEW CLEAN ENERGY JOBS IN LOW-INCOME COMMUNITIES

NEW CLEAN ENERGY JOBS IN LOW-INCOME COMMUNITIES – BY STATE			
STATE	# OF PROJECTS	JOBS	INVESTMENT \$
GEORGIA	23	15,372	\$3.52 BILLION

TEXAS	12	14,612	\$13.47 BILLION
SOUTH CAROLINA	23	10,893	\$10.98 BILLION
MICHIGAN	17	10,145	\$8.5 BILLION
NORTH CAROLINA	10	5,143	\$12.97 BILLION
CALIFORNIA	8	4,875	\$6.43 BILLION
OHIO	10	4,742	\$6.22 BILLION
LOUISIANA	10	4,637	\$3.96 BILLION
TENNESSEE	112	3,800	\$1.92.72 BILLION
OKLAHOMA	5	3,600	\$3.45 BILLION

THE CLEAN ENERGY BOOM IN LOW-INCOME COMMUNITIES – BY SECTOR

NEW CLEAN ENERGY PROJECTS IN LOW-INCOME COMMUNITIES - BY SECTOR			
SECTOR	PROJECTS	JOBS	INVESTMENT \$
BATTERIES	65	34,479	\$39.65 BILLION
SOLAR	35	13,430	\$8.38 BILLION
ELECTRIC VEHICLES	71	31,655	\$25.85 BILLION
WIND	16	7,295	\$5.19 BILLION
GRID	11	3,177	\$22.23 BILLION
OTHER TECHNOLOGY	32	17,796	\$17.14 BILLION

CLEAN ENERGY JOBS IN LOW-INCOME COMMUNITIES – BY CONGRESSIONAL DISTRICT

114 Congressional districts across 34 states have new clean energy jobs in low-income areas. A majority of projects (154), jobs (69,684), and investments (\$75.84 billion) in low-income areas are in districts represented by Republican members of Congress.

CONGRESSIONAL DISTRICTS WITH THE LARGEST NUMBER OF JOBS IN LOW-INCOME AREAS				
DISTRICT	REPRESENTATIVE	PARTY	# OF JOBS	INVESTMENT \$

TX-14	REP. RANDY WEBER	R	5,247	\$2.23 BILLION
TX-22	REP. TROY NEHLS	R	4,600	\$6 BILLION
NC-9	REP. RICHARD HUDSON	R	3,524	\$11.87 BILLION
SC-5	REP. RALPH NORMAN	R	3,205	\$2.81 BILLION
GA-12	REP. RICK ALLEN	R	2,736	\$1.46 BILLION
MI-6	REP. DEBBIE DINGELL	D	2,687	\$2 BILLION
CA-25	REP. RAUL RUIZ	D	2,500	\$4 BILLION
SC-6	REP. JAMES CLYBURN	D	2,425	\$572 MILLION
MI-2	REP. JOHN MOOLENAAR	R	2,350	\$2.4 MILLION
LA-2	REP. TROY CARTER	D	2,271	\$716.58 MILLION
OH-15	REP. MIKE CAREY	R	2,200	\$2.23 BILLION

COMMUNITY HIGHLIGHTS

YUMA COUNTY, ARIZONA

Yuma County has the highest unemployment rate in the state of Arizona, with [14.8% of its residents unemployed](#) as of October 2023. The county, located near the California-Arizona border, is heavily reliant on the agricultural industry, driving [seasonal unemployment](#) spikes. New clean energy investments are driving economic diversification and creating good-paying, permanent jobs in the county, where the median household income is \$48,790.

For example, EVelocity Energy is [investing](#) \$200 million in a solar-powered cobalt sulfate production facility in Yuma County, the first in the U.S. Gil Michel-Garcia, EVelocity Energy’s co-founder, said the clean energy plan was [“critical” to accelerating the domestic battery supply chain](#). The new facility will create more than 360 jobs in the county, and EVelocity Energy is [partnering with Arizona Western College](#) to provide free worker training programs for the company’s employees.

NORTHWEST GEORGIA

Dalton, Georgia, once [produced 75%](#) of the world’s carpets. However, the region and the carpeting industry took a [huge hit](#) during the 2009 recession, and the industry never fully bounced back. Thanks to the clean energy plan, the region is becoming a hub for solar manufacturing.

Since the clean energy plan was signed into law, QCells has announced multiple major investments to expand solar manufacturing in northwest Georgia. In January 2023, QCells announced it would invest more than [\\$2.5 billion](#) to expand solar cell manufacturing, including building a new facility in Cartersville and adding a third facility to its Dalton location. QCells estimated the expansions would create more than [2,500 jobs](#) in the region, paying up to [\\$30 an hour](#). Solar glass manufacturer Solarcycle announced a \$334 million investment in nearby Cedartown to support QCells' manufacturing operations, creating 600 more manufacturing jobs in the region. Solarcycle's CEO, Suvi Sharma, said the plant would "[bring hundreds of good-paying jobs to Georgia and help the industry in its goals to build fully American-made clean energy solutions.](#)"

PIEDMONT TRIAD, NORTH CAROLINA

The Piedmont Triad's economy was [centered on furniture and textile manufacturing](#) in the 20th century. However, a surge in imports caused the industry to lose [more than half of its jobs](#) between 1999 and 2009. The clean energy plan is helping revitalize the region by providing high-quality EV manufacturing jobs.

Toyota has repeatedly expanded plans for its EV manufacturing facility in Liberty, North Carolina since the clean energy plan was passed. In August 2022, Toyota announced an [additional \\$2.5 billion investment](#), creating an additional 350 manufacturing at the facility, and announced another \$8 billion investment in October 2023, supporting [a further 3,000 jobs](#). Now, the project is estimated to create [more than 5,000 jobs](#) that [pay an average salary of \\$62,234](#), which is over 60% percent higher than the average annual wage in Randolph County, where the plant is located.

TURTLE CREEK, PENNSYLVANIA

For decades, Turtle Creek's economy was centered around the East Pittsburgh Westinghouse factory, which [employed more than 20,000 after World War II](#). When Westinghouse moved production in the 1980s, it left Turtle Creek with [few economic opportunities](#), as demonstrated by the town's low median income.

The clean energy plan is driving a manufacturing revitalization in the town and creating good-paying jobs. In August 2023, Eos Energy Enterprises announced [Project American Made Zinc Energy \(AMAZE\)](#), a \$500 million expansion of its Turtle Creek manufacturing facility located at the site of Westinghouse's old campus. Eos said the project is part of its

strategy “to address increased long-duration energy storage demand driven by the Inflation Reduction Act.” The expansion will create approximately 650 full-time jobs and 50 union contractor construction jobs, and Eos is working with local school districts and community colleges to attract a strong local workforce. Beyond bringing new jobs to Turtle Creek, Eos is also helping develop new STEM programs for local high schools and exploring options to stabilize Turtle Creek’s electric grid, further benefiting the community.

WALLER COUNTY, TEXAS

Waller County, Texas, has a higher poverty rate than the rest of the Houston area, with 18% of its residents living below the poverty line. Waller County’s economy has been dependent on the boom and bust cycle of the oil industry, but new clean energy investments in the county are creating good-paying clean energy jobs in more stable industries. Solar energy manufacturer Waaree is making a \$1 billion investment in Waller County. The company is opening a 3 GW panel manufacturing facility to meet the growing demand for U.S.-manufactured solar panels that qualify for clean energy plan tax credits. The facility will create more than 1,500 clean energy jobs in the county. In June 2023, Elin Energy announced a \$35 million investment to open a solar panel manufacturing facility, creating 450 jobs in Brookshire.

THE CLEAN ENERGY BOOM

IN RURAL COMMUNITIES

OVER \$44.9 BILLION IN CLEAN ENERGY INVESTMENT IS SPURRING 43,570 JOBS IN RURAL COMMUNITIES ACROSS THE U.S.

Since the passage of the clean energy plan, companies have invested in new clean energy projects across the country, including in rural communities across 31 states. This analysis defines “rural communities” as counties in which at least 50% of the population lives in a rural area, per the 2020 Census. Of the total 521 new clean energy projects announced or advanced since August 2022, **92** projects are located in rural communities, representing **\$44.93 billion** in new investment and **43,570** new clean energy jobs.

This analysis includes public announcements from the private sector since the passage of the clean energy plan to demonstrate the breadth and scale of the growing clean energy economy being built nationwide and the direct benefits for rural communities. Specifically, this report finds:

- 16% of new clean energy jobs and 18% of projects with location data available are located in rural communities across the United States.
- 92 projects located in rural communities across 31 states are creating over 43,000 new clean energy jobs and \$44.4 billion in investment.
- North Carolina, Georgia, and Oklahoma are home to the highest number of jobs in rural communities.

THE 43,570 (AND COUNTING) NEW CLEAN ENERGY JOBS IN RURAL AMERICA

NEW CLEAN ENERGY JOBS IN RURAL COMMUNITIES - TOP 10 STATES			
STATE	# OF PROJECTS	NEW JOBS	NEW INVESTMENTS
NORTH CAROLINA	7	5,558	\$17.01 BILLION
GEORGIA	13	3,724	\$1.81 BILLION
OKLAHOMA	3	3,515	\$2.45 BILLION
SOUTH CAROLINA	7	3,197	\$2.25 BILLION

WEST VIRGINIA	2	3,105	\$22 MILLION
MISSISSIPPI	3	2,600	\$2.27 BILLION
MICHIGAN	4	2,595	\$2.49 BILLION
TEXAS	4	2,250	\$1.04 BILLION
NEW MEXICO	1	2,150	\$1.4 BILLION
LOUISIANA	3	2,134	\$723.59 MILLION

THE CLEAN ENERGY ECONOMIC BOOM IN RURAL AMERICA BY SECTOR

The clean energy plan isn't just driving jobs and investment in solar and wind energy projects across rural America, but is turbocharging all types of clean energy technologies in these communities. The rural clean energy boom includes renewable energy, electric vehicles, battery production, and projects to strengthen the electric grid – revitalizing small towns and boosting their economies. Plans include **33** new battery manufacturing sites, **15** new or expanded electric vehicle manufacturing facilities, **28** solar and wind manufacturing plants, and **12** clean technology projects.

NEW CLEAN ENERGY PROJECTS IN RURAL COMMUNITIES - BY SECTOR			
SECTOR	PROJECTS	JOBS	INVESTMENT \$
BATTERIES	33	20,805	\$21.50 BILLION
SOLAR	20	8,751	\$5.79 BILLION
ELECTRIC VEHICLES	15	7,220	\$10.31 BILLION
WIND	8	1,925	\$3.75 BILLION
GRID	5	2,698	\$1.6 BILLION
OTHER TECHNOLOGY	12	2,371	\$2.00 BILLION

RURAL CLEAN ENERGY JOBS IN CONGRESSIONAL DISTRICTS

63 Congressional districts across 28 states are home to new clean energy projects in rural areas. A majority of projects (77), jobs (34,338), and investments (\$34.390 billion) in rural communities are represented by Republican members of Congress.

NEW CLEAN ENERGY JOBS IN RURAL COMMUNITIES - TOP 10 CONGRESSIONAL DISTRICTS

DISTRICT	REPRESENTATIVE	PARTY	# OF JOBS	INVESTMENT \$
NC-9	REP. RICHARD HUDSON	R	3,391	\$11.81 BILLION
WV-2	REP. ALEXANDER MOONEY	R	3,000	-
MI-2	REP. JOHN MOOLENAAR	R	2,350	\$2.4 BILLION
SC-5	REP. RALPH NORMAN	R	2,200	\$1.8 BILLION
LA-2	REP. TROY CARTER	D	2,100	\$706.58 MILLION
MS-1	REP. TRENT KELLY	R	2,000	\$1.9 BILLION
OK-5	REP. STEPHANIE BICE	R	2,000	-
NC-6	REP. KATHY MANNING	D	1,800	\$5 BILLION
OK-2	REP. JOSH BRECHEEN	R	1,515	\$2.45 BILLION
TX-27	REP. MICHAEL CLOUD	R	1,500	\$1 BILLION

THE CLEAN ENERGY BOOM

IN HOUSE REPUBLICAN DISTRICTS

MORE THAN HALF OF NEW CLEAN ENERGY PROJECTS, JOBS, AND INVESTMENTS ARE LOCATED IN DISTRICTS REPRESENTED BY HOUSE REPUBLICANS

At the same time as this massive clean energy boom is creating jobs in communities across the country, MAGA extremists in Congress have voted at least **31 times to repeal the Inflation Reduction Act**. All of this is made more confusing because **more than half of clean energy projects** that have been announced or moved forward since the passage of the clean energy plan are located in districts represented by House Republicans. **In short, Republican MAGA extremists in Congress are ready to kill new, good-paying jobs coming to their own districts to play politics and prioritize their oil and gas allies.**

An analysis of the 523 clean energy projects that have moved forward since the passage of the clean energy plan finds:

- More than half of all clean energy projects that have moved forward since the passage of the clean energy plan are in districts represented by House Republicans: 274 clean energy projects in total located in 133 congressional districts across the country.
- Projects in these districts will create 144,532 jobs and generate more than \$262.19 billion in investments.
- In total, of the 133 Republican members of Congress with new clean energy projects in their districts, 109 of them voted against the clean energy plan on August 16, 2023. 23 of the 24 members who didn't take the vote are freshmen and were not in Congress at the time of the vote. However, all members who were not in Congress at the time of the vote have said they oppose the bill.

TOP 20 CONGRESSIONAL DISTRICTS BY NEW JOBS					
DISTRICT	REPRESENTATIVE	PARTY	# OF PROJECTS	# OF JOBS	INVESTMENT \$
KS-3	REP. SHARICE DAVIDS	D	2	20,612	\$4.1 BILLION

NY-20	REP. PAUL TONKO	D	8	13,578	\$12.86 BILLION
NV-2	REP. MARK AMODEI	R	6	10,450	\$8.98 BILLION
NY-22	REP. BRANDON WILLIAMS	R	1	9,000	\$100 BILLION
GA-2	REP. SANFORD BISHOP	D	3	7,900	\$800 MILLION
GA-1	REP. EARL CARTER	R	8	7,222	\$7.81 BILLION
AZ-4	REP. GREG STANTON	D	4	6,550	\$1.25 BILLION
GA-11	REP. BARRY LOUDERMILK	R	3	5,560	\$7.48 BILLION
TX-14	REP. RANDY WEBER	R	2	5,247	\$2.23 BILLION
SC-2	REP. JOE WILSON	R	6	5,071	\$2.51 BILLION
TX-22	REP. TROY NEHLS	R	1	4,600	\$6 BILLION
SC-5	REP. RALPH NORMAN	R	7	4,092	\$2.97 BILLION
MI-7	REP. ELISSA SLOTKIN	D	3	3,925	\$2.64 BILLION
WV-2	REP. ALEXANDER MOONEY	R	4	3,890	\$815 MILLION
NC-9	REP. RICHARD HUDSON	R	4	3,524	\$11.87 BILLION
IN-8	REP. LARRY BUCSHON	R	2	3,342	\$4.3 BILLION
MI-6	REP. DEBBIE DINGELL	D	6	3,187	\$2.06 BILLION
MI-11	REP. HALEY STEVENS	D	9	3,087	\$490.1 MILLION
AZ-5	REP. ANDY BIGGS	R	1	2,800	\$5.6 BILLION
TX-27	REP. MICHAEL CLOUD	R	2	2,750	\$1.38 BILLION

TOP 20 CONGRESSIONAL DISTRICTS BY NEW INVESTMENTS					
DISTRICT	REPRESENTATIVE	PARTY	# OF PROJECTS	# OF JOBS	INVESTMENT \$
NY-22	REP. BRANDON WILLIAMS	R	1	9,000	\$100 BILLION
ID-2	REP. MICHAEL SIMPSON	R	1	2,000	\$15 BILLION
NY-20	REP. PAUL TONKO	D	8	13,578	\$12.86 BILLION
NC-9	REP. RICHARD HUDSON	R	4	3,524	\$11.87 BILLION
UT-3	REP. JOHN CURTIS	R	1	800	\$11 BILLION
NV-2	REP. MARK AMODEI	R	6	10,450	\$8.98 BILLION

GA-1	REP. EARL CARTER	R	8	7,222	\$7.81 BILLION
GA-11	REP. BARRY LOUDERMILK	R	3	5,560	\$7.48 BILLION
TX-22	REP. TROY NEHLS	R	1	4,600	\$6 BILLION
AZ-5	REP. ANDY BIGGS	R	1	2,800	\$5.6 BILLION
NC-6	REP. KATHY MANNING	D	3	2,250	\$5.11 BILLION
IL-4	REP. JESUS GARCIA	D	1	2,500	\$4.8 BILLION
CA-42	REP. ROBERT GARCIA	D	1	-	\$4.7 BILLION
OH-15	REP. MIKE CAREY	R	1	2,200	\$4.4 BILLION
IN-8	REP. LARRY BUCSHON	R	2	3,342	\$4.3 BILLION
KS-3	REP. SHARICE DAVIDS	D	2	20,612	\$4.1 BILLION
TX-13	REP. RONNY JACKSON	R	3	1,490	\$4.09 BILLION
CA-25	REP. RAUL RUIZ	D	2	2,500	\$4 BILLION
TN-7	REP. MARK GREEN	R	4	1,801	\$3.58 BILLION
SC-1	REP. NANCY MACE	R	1	1,500	\$3.5 BILLION
OK-2	REP. JOSH BRECHEEN	R	3	1,515	\$3.45 BILLION

274 NEW CLEAN ENERGY PROJECTS IN 133 CONGRESSIONAL DISTRICTS REPRESENTED BY HOUSE REPUBLICANS ACROSS THE COUNTRY

The district represented by a Republican member of Congress with the highest number of new clean energy jobs is Nevada's 2nd Congressional District, represented by Rep. Mark Amodei, with 10,450 new clean energy jobs. The second highest number of clean energy jobs is in New York's 22nd Congressional District, represented by Rep. Brandon Williams, with 9,000 jobs.

NEW JOBS IN CONGRESSIONAL DISTRICTS REPRESENTED BY REPUBLICANS				
DISTRICT	REPRESENTATIVE	# OF PROJECTS	INVESTMENT \$	# OF JOBS
NV-2	REP. MARK AMODEI	6	\$8,979,322,049	10,450
NY-22	REP. BRANDON WILLIAMS	1	\$100,000,000,000	9,000
GA-1	REP. EARL CARTER	8	\$7,813,500,000	7,222
GA-11	REP. BARRY LOUDERMILK	3	\$7,476,000,000	5,560
TX-14	REP. RANDY WEBER	2	\$2,230,000,000	5,247
SC-2	REP. JOE WILSON	6	\$2,509,000,000	5,071
TX-22	REP. TROY NEHLS	1	\$6,000,000,000	4,600
SC-5	REP. RALPH NORMAN	7	\$2,974,900,000	4,092

WV-2	REP. ALEXANDER MOONEY	4	\$815,000,000	3,890
NC-9	REP. RICHARD HUDSON	4	\$11,867,000,000	3,524
IN-8	REP. LARRY BUCSHON	2	\$4,300,000,000	3,342
AZ-5	REP. ANDY BIGGS	1	\$5,600,000,000	2,800
TX-27	REP. MICHAEL CLOUD	2	\$1,375,000,000	2,750
GA-12	REP. RICK ALLEN	7	\$1,462,800,000	2,736
UT-1	REP. BLAKE MOORE	1	-	2,500
MI-2	REP. JOHN MOOLENAAR	2	\$2,437,700,000	2,430
OH-10	REP. MICHAEL TURNER	2	\$570,000,000	2,200
OH-15	REP. MIKE CAREY	1	\$4,400,000,000	2,200
MI-5	REP. TIM WALBERG	5	\$2,268,200,000	2,175
ID-2	REP. MICHAEL SIMPSON	1	\$15,000,000,000	2,000
MS-1	REP. TRENT KELLY	1	\$1,900,000,000	2,000
OK-5	REP. STEPHANIE BICE	1	-	2,000
CO-3	REP. LAUREN BOEBERT	3	-	1,920
IN-5	REP. VICTORIA SPARTZ	6	\$3,423,000,000	1,875
TN-7	REP. MARK GREEN	4	\$3,584,740,145	1,801
SC-7	REP. RUSSELL FRY	2	\$1,620,000,000	1,620
AZ-9	REP. PAUL GOSAR	5	-	1,545
TX-12	REP. KAY GRANGER	4	\$321,000,000	1,520
OK-2	REP. JOSH BRECHEEN	3	\$3,450,000,000	1,515
SC-1	REP. NANCY MACE	1	\$3,500,000,000	1,500
TX-5	REP. LANCE GOODEN	1	\$250,000,000	1,500
TX-13	REP. RONNY JACKSON	3	\$4,090,000,000	1,490
LA-5	REP. JULIA LETLOW	3	\$2,099,996,240	1,479
OH-12	REP. TROY BALDERSON	3	\$707,515,014	1,300
SD-0	REP. DUSTY JOHNSON	2	\$1,000,000,000	1,280
WV-1	REP. CAROL MILLER	3	\$123,000,000	1,205
IN-9	REP. ERIN HOUCHEIN	2	\$845,000,000	1,200
GA-3	REP. DREW FERGUSON	4	\$2,896,000,000	1,163
TN-3	REP. CHARLES FLEISCHMANN	2	\$1,477,260,704	1,120
VA-5	REP. BOB GOOD	4	\$116,600,000	1,111
GA-14	REP. MARJORIE TAYLOR GREENE	2	\$515,000,000	1,110
KY-5	REP. HAROLD ROGERS	1	\$1,000,000,000	1,020
WY-0	REP. HARRIET HAGEMAN	1	\$3,000,000,000	1,000
SC-4	REP. WILLIAM TIMMONS	4	\$2,211,250,000	954

IA-1	REP. MARIANNETTE MILLER-MEEKS	2	-	950
MI-9	REP. LISA MCCLAIN	1	\$426,000,000	920
MN-6	REP. TOM EMMER	1	\$575,000,000	914
CA-13	REP. JOHN DUARTE	1	\$250,000,000	855
UT-3	REP. JOHN CURTIS	1	\$11,000,000,000	800
WA-4	REP. DAN NEWHOUSE	3	\$522,936,774	800
SC-3	REP. JEFF DUNCAN	4	\$274,500,000	772
CO-5	REP. DOUG LAMBORN	2	\$1,280,000,000	750
NY-11	REP. NICOLE MALLIOTAKIS	1	\$48,000,000	750
KY-2	REP. BRETT GUTHRIE	4	\$1,772,000,000	731
AL-4	REP. ROBERT ADERHOLT	1	\$1,100,000,000	715
GA-9	REP. ANDREW CLYDE	3	\$67,000,000	704
LA-3	REP. CLAY HIGGINS	1	\$1,100,000,000	700
WI-6	REP. GLENN GROTHMAN	2	\$25,000,000	700
TN-2	REP. TIM BURCHETT	2	\$176,600,000	690
TN-5	REP. ANDREW OGLES	2	\$275,000,000	650
KY-1	REP. JAMES COMER	5	\$1,311,364,400	601
TX-4	REP. PAT FALLON	3	-	600
LA-6	REP. GARRET GRAVES	2	\$906,000,000	564
FL-2	REP. NEAL DUNN	2	\$52,000,000	550
TN-6	REP. JOHN ROSE	2	\$80,000,000	550
AL-3	REP. MIKE ROGERS	5	\$327,000,000	530
NY-19	REP. MARCUS MOLINARO	1	\$68,000,000	500
NC-7	REP. DAVID ROUZER	1	\$649,900,000	500
TX-8	REP. MORGAN LUTTRELL	1	\$60,000,000	500
NC-10	REP. PATRICK MCHENRY	4	\$181,610,435	459
KY-4	REP. THOMAS MASSIE	1	\$264,000,000	450
TX-10	REP. MICHAEL MCCAUL	2	\$35,000,000	450
PA-16	REP. MIKE KELLY	2	\$253,600,000	430
GA-10	REP. MIKE COLLINS	4	\$141,000,000	410
NC-8	REP. DAN BISHOP	1	\$233,000,000	352
TN-8	REP. DAVID KUSTOFF	2	\$209,895,080	340
MS-4	REP. MIKE EZELL	1	\$115,000,000	300
OH-4	REP. JIM JORDAN	1	\$700,000,000	300
TX-38	REP. WESLEY HUNT	1	-	300
MI-10	REP. JOHN JAMES	2	\$116,170,000	275

TX-31	REP. JOHN CARTER	2	\$101,500,000	260
NY-23	REP. NICHOLAS LANGWORTHY	1	\$75,000,000	250
AZ-6	REP. JUAN CISCOMANI	3	-	245
AL-5	REP. DALE STRONG	1	\$125,000,000	200
GA-6	REP. RICHARD MCCORMICK	1	\$19,000,000	200
IN-4	REP. JAMES BAIRD	1	\$115,000,000	200
NJ-2	REP. JEFFERSON VAN DREW	1	-	200
WI-8	REP. MIKE GALLAGHER	2	-	200
TX-17	REP. PETE SESSIONS	1	\$100,000,000	200
TX-36	REP. BRIAN BABIN	1	-	200
WI-8	REP. MIKE GALLAGHER	2	-	200
LA-4	REP. MIKE JOHNSON	2	\$45,500,000	187
KS-2	REP. JAKE LATURNER	1	\$37,000,000	185
KY-6	REP. ANDY BARR	3	\$2,044,000,000	167
MI-4	REP. BILL HUIZENGA	1	\$7,900,000	163
ND-0	REP. KELLY ARMSTRONG	1	\$318,025,927	150
CA-3	REP. KEVIN KILEY	2	\$1,500,000,000	140
IL-12	REP. MIKE BOST	2	\$117,800,000	140
MN-1	REP. BRAD FINSTAD	1	-	140
TN-4	REP. SCOTT DESJARLAIS	2	\$46,500,000	138
MN-8	REP. PETE STAUBER	1	\$10,000,000	130
VA-1	REP. ROBERT WITTMAN	2	\$43,000,000	130
OH-2	REP. BRAD WENSTRUP	2	\$270,000,000	120
AR-3	REP. STEVE WOMACK	1	\$20,000,000	100
KS-1	REP. TRACEY MANN	1	-	100
OR-5	REP. LORI CHAVEZ-DEREMER	1	-	100
TX-26	REP. MICHAEL BURGESS	1	-	100
WI-5	REP. SCOTT FITZGERALD	1	\$100,000,000	100
NY-21	REP. ELISE STEFANIK	1	\$500,000,000	90
OK-1	REP. KEVIN HERN	1	-	90
AR-1	REP. ERIC CRAWFORD	1	-	80
CA-48	REP. DARRELL ISSA	1	-	63
AL-2	REP. BARRY MOORE	1	\$5,000,000	50
IN-3	REP. JIM BANKS	2	-	50
MO-6	REP. SAM GRAVES	1	\$15,000,000	50
OH-8	REP. WARREN DAVIDSON	2	\$30,000,000	42

NC-11	REP. CHUCK EDWARDS	1	\$17,000,000	40
MO-7	REP. ERIC BURLISON	1	\$2,400,000	35
PA-14	REP. GUY RESCHENTHALER	1	-	35
PA-9	REP. DANIEL MEUSER	1	\$22,500,000	27
IN-2	REP. RUDY YAKYM	1	-	25
NY-24	REP. CLAUDIA TENNEY	1	\$387,000,000	19
WI-1	REP. BRYAN STEIL	3	-	12
AZ-8	REP. DEBBIE LESKO	1	\$559,000,000	-
AR-4	REP. BRUCE WESTERMAN	2	\$1,665,000,000	-
CA-23	REP. JAY OBERNOLTE	1	\$1,100,000,000	-
FL-1	REP. MATT GAETZ	1	\$20,000,000	-
IL-15	REP. MARY MILLER	1	\$360,000,000	-
NE-3	REP. ADRIAN SMITH	1	-	-
NJ-4	REP. CHRISTOPHER SMITH	1	\$1,070,000,000	-
OH-14	REP. DAVID JOYCE	1	\$170,000,000	-
OR-2	REP. CLIFF BENTZ	1	-	-
TX-23	REP. TONY GONZALES	1	\$23,000,000	-
WI-3	REP. DERRICK VAN ORDEN	1	\$345,000,000	-

NEW JOBS IN CONGRESSIONAL DISTRICTS REPRESENTED BY DEMOCRATS				
DISTRICT	REPRESENTATIVE	# OF PROJECTS	INVESTMENT \$	# OF JOBS
KS-3	REP. SHARICE DAVIDS	2	\$4,094,700,000	20,612
NY-20	REP. PAUL TONKO	8	\$12,860,000,000	13,578
GA-2	REP. SANFORD BISHOP	3	\$800,000,000	7,900
AZ-4	REP. GREG STANTON	4	\$1,250,000,000	6,550
MI-7	REP. ELISSA SLOTKIN	3	\$2,635,000,000	3,925
MI-6	REP. DEBBIE DINGELL	6	\$2,061,790,000	3,187
MI-11	REP. HALEY STEVENS	9	\$490,100,000	3,087
IL-1	REP. JONATHAN JACKSON	2	\$2,000,000,000	2,650
MI-8	REP. DANIEL KILDEE	7	\$2,016,500,000	2,538
CA-25	REP. RAUL RUIZ	2	\$4,000,000,000	2,500
IL-4	REP. JESUS GARCIA	1	\$4,800,000,000	2,500
SC-6	REP. JAMES CLYBURN	4	\$572,000,000	2,425
LA-2	REP. TROY CARTER	5	\$737,784,087	2,321
NC-6	REP. KATHY MANNING	3	\$5,109,600,000	2,250

NM-1	REP. MELANIE STANSBURY	3	\$1,090,000,000	1,955
RI-1	REP. GABE AMO	1	\$200,000,000	1,850
OH-9	REP. MARCY KAPTUR	6	\$1,723,800,000	1,755
NY-25	REP. JOSEPH MORELLE	4	\$595,900,000	1,595
AZ-7	REP. RAÚL GRIJALVA	4	\$1,400,000,000	1,510
CA-6	REP. AMI BERA	3	\$1,000,000,000	1,500
TX-30	REP. JASMINE CROCKETT	1	\$200,000,000	1,500
NV-4	REP. STEVEN HORSFORD	6	\$700,744,831	1,350
NC-12	REP. ALMA ADAMS	5	\$322,400,000	1,249
CO-8	REP. YADIRA CARAVEO	2	\$390,000,000	1,232
FL-9	REP. DARREN SOTO	1	\$431,000,000	1,200
GA-4	REP. HENRY JOHNSON	2	\$118,000,000	1,000
PA-12	REP. SUMMER LEE	2	\$581,000,000	1,000
AZ-3	REP. RUBEN GALLEG0	2	\$60,000,000	950
CA-8	REP. JOHN GARAMENDI	1	-	800
CA-14	REP. ERIC SWALWELL	2	\$703,000,000	800
MI-13	REP. SHRI THANEDAR	3	\$49,400,000	745
CA-15	REP. KEVIN MULLIN	2	\$41,300,000	690
TX-32	REP. COLIN ALLRED	3	\$31,000,000	613
MI-12	REP. RASHIDA TLAIB	2	\$10,000,000	612
NM-2	REP. GABE VASQUEZ	2	\$159,000,000	600
NC-4	REP. VALERIE FOUSHEE	1	\$41,000,000	600
TX-16	REP. VERONICA ESCOBAR	1	\$80,000,000	600
TX-18	REP. SHEILA JACKSON LEE	1	\$300,000,000	600
MD-6	REP. DAVID TRONE	2	\$420,000,000	560
IN-1	REP. FRANK MRVAN	1	-	500
IL-13	REP. NIKKI BUDZINSKI	3	\$1,385,000,000	435
NC-2	REP. DEBORAH ROSS	3	\$205,000,000	422
AL-7	REP. TERRI SEWELL	2	\$205,000,000	400
MO-1	REP. CORI BUSH	2	\$332,262,211	400
OR-6	REP. ANDREA SALINAS	1	\$7,000,000	400
MS-2	REP. BENNIE THOMPSON	1	\$250,000,000	300
NY-26	REP. BRIAN HIGGINS	1	\$294,000,000	300
OR-1	REP. SUZANNE BONAMICI	1	\$1,000,000,000	280
MA-4	REP. JAKE AUCHINCLOSS	1	\$200,000,000	250
GA-7	REP. LUCY MCBATH	1	\$110,000,000	240

IN-7	REP. ANDRE CARSON	1	\$35,000,000	240
MA-3	REP. LORI TRAHAN	2	\$140,000,000	236
CT-4	REP. JAMES HIMES	2	\$10,530,000	200
ME-2	REP. JARED GOLDEN	1	\$6,000,000	200
TX-28	REP. HENRY CUELLAR	1	\$40,000,000	170
CA-12	REP. BARBARA LEE	1	-	150
VA-3	REP. ROBERT SCOTT	2	\$8,500,000	149
MD-7	REP. KWEISI MFUME	1	\$14,000,000	145
TN-9	REP. STEVE COHEN	1	\$6,800,000	129
CT-5	REP. JAHANA HAYES	1	-	100
WI-4	REP. GWEN MOORE	2	\$450,000,000	100
NV-3	REP. SUSIE LEE	1	-	88
IL-10	REP. BRADLEY SCHNEIDER	1	-	80
WA-7	REP. PRAMILA JAYAPAL	1	\$170,000,000	70
MD-5	REP. STENY HOYER	1	\$49,000,000	60
IL-8	REP. RAJA KRISHNAMOORTHY	1	-	50
NV-1	REP. DINA TITUS	1	\$17,000,000	50
CT-3	REP. ROSA DELAURO	2	\$25,100,000	45
OH-11	REP. SHONTEL BROWN	1	-	45
PA-17	REP. CHRISTOPHER DELUZIO	1	\$18,000,000	40
CO-2	REP. JOE NEGUSE	1	\$5,950,000	35
MI-3	REP. HILLARY SCHOLTEN	1	\$15,500,000	25
CA-31	REP. GRACE NAPOLITANO	1	\$24,000,000	21
TX-35	REP. GREG CASAR	2	\$775,700,000	15
IL-9	REP. JANICE SCHAKOWSKY	1	\$9,500,000	9
CA-2	REP. JARED HUFFMAN	2	\$331,500,000	-
CA-17	REP. RO KHANNA	1	-	-
CA-19	REP. JIMMY PANETTA	4	\$425,600,000	-
CA-33	REP. PETE AGUILAR	1	-	-
CA-35	REP. NORMA TORRES	1	-	-
CA-42	REP. ROBERT GARCIA	1	\$4,700,000,000	-
CA-46	REP. LUIS CORREA	1	-	-
CA-49	REP. MIKE LEVIN	1	\$26,000,000	-
CA-50	REP. SCOTT PETERS	1	-	-
CA-51	REP. SARA JACOBS	2	-	-

GA-5	REP. NIKEMA WILLIAMS	1	-	-
IL-7	REP. DANNY DAVIS	1	\$10,000,000	-
MA-2	REP. JAMES MCGOVERN	1	-	-
MA-5	REP. KATHERINE CLARK	1	-	-
MA-6	REP. SETH MOULTON	1	-	-
MA-9	REP. WILLIAM KEATING	1	-	-
MN-5	REP. ILHAN OMAR	1	-	-
NH-2	REP. ANN KUSTER	1	-	-
NJ-3	REP. ANDY KIM	1	-	-
NY-14	REP. ALEXANDRIA OCASIO-CORTEZ	1	\$215,000,000	-
RI-2	REP. SETH MAGAZINER	1	\$100,000,000	-
WA-1	REP. SUZAN DELBENE	1	\$1,000,000,000	-

METHODOLOGY

This report analyzes public announcements from the private sector since the passage of the Inflation Reduction Act (clean energy plan) to demonstrate the breadth and scale of the clean energy economic boom happening all across the country. It tracks public announcements from the private sector between August 16, 2022, and February 28, 2024.

In this report, “low-income communities” are defined as counties or Census-designated places where the median household income is less than 200% of the federal poverty line. This analysis is based on publicly available income data (“Income in the past 12 months (in 2020 inflation-adjusted dollars)”) [downloaded](#) on December 14, 2023, and the [2020 federal poverty threshold](#) for a four-person household.

In this report, “rural communities” are defined as counties in which at least 50% of the population is located in a “rural” area, according to the 2020 Census. This analysis is based on publicly available data (“County-level 2020 Census Urban and Rural Information for the U.S., Puerto Rico, and Island Areas sorted by state and county FIPS codes,”) [downloaded](#) on September 11, 2023. The 2020 Census defines rural as all populations “not included in an urban area,” and defines urban areas as those with at least 2,000 housing units or a population of at least 5,000.

APPENDIXES

DATA BY STATE: NEW CLEAN ENERGY INVESTMENTS ARE CREATING NEW JOBS ACROSS THE U.S.

BY THE NUMBERS			
STATE	PROJECTS	INVESTMENT	JOBS
ALABAMA	11	\$1,772,000,000	1,995
ARIZONA	22	\$10,569,000,000	14,100
ARKANSAS	4	\$1,685,000,000	180
CALIFORNIA	36	\$15,951,400,000	9,039
COLORADO	9	\$1,715,950,000	4,737
CONNECTICUT	5	\$35,630,000	345
DELAWARE	1	\$3,100,000	38
FLORIDA	5	\$503,000,000	1,760
GEORGIA	40	\$23,118,300,000	29,472
IDAHO	1	\$15,000,000,000	2,000
ILLINOIS	13	\$8,682,300,000	5,864
INDIANA	17	\$8,718,000,000	7,432
IOWA	2	-	950
KANSAS	4	\$4,131,700,000	20,897
KENTUCKY	15	\$6,391,364,400	2,969
LOUISIANA	14	\$5,239,280,327	5,346
MAINE	1	\$6,000,000	200
MARYLAND	4	\$483,000,000	765
MASSACHUSETTS	7	\$340,000,000	486
MICHIGAN	45	\$21,534,260,000	20,107
MINNESOTA	5	\$730,000,000	1,184
MISSISSIPPI	3	\$2,265,000,000	2,600
MISSOURI	4	\$349,662,211	485
NEBRASKA	1	-	-
NEVADA	15	\$12,197,066,880	15,938
NEW HAMPSHIRE	1	-	-
NEW JERSEY	3	\$1,070,000,000	200

NEW MEXICO	7	\$2,993,000,000	4,705
NEW YORK	20	\$115,042,900,000	26,082
NORTH CAROLINA	24	\$18,750,520,870	9,886
NORTH DAKOTA	2	\$757,025,927	150
OHIO	21	\$8,801,315,014	8,612
OKLAHOMA	7	\$3,450,000,000	4,190
OREGON	4	\$1,007,000,000	780
OTHER/NOT SPECIFIED	15	\$2,650,000,000	3,260
PENNSYLVANIA	8	\$875,100,000	1,582
PUERTO RICO	1	-	800
RHODE ISLAND	3	\$829,000,000	1,850
SOUTH CAROLINA	29	\$13,666,650,000	16,584
SOUTH DAKOTA	2	\$1,000,000,000	1,280
TENNESSEE	18	\$6,646,795,929	6,718
TEXAS	38	\$16,045,200,000	23,315
UTAH	2	\$11,000,000,000	3,300
VERMONT	1	-	12
VIRGINIA	9	\$182,600,000	1,441
WASHINGTON	5	\$1,692,936,774	870
WEST VIRGINIA	7	\$938,000,000	5,095
WISCONSIN	11	\$920,000,000	1,112
WYOMING	1	\$3,000,000,000	1,000
TOTALS	523 PROJECTS	\$352.74 BILLION	271,713 JOBS

**DATA BY STATE: NEW CLEAN ENERGY INVESTMENTS ARE CREATING JOBS ACROSS
LOW-INCOME COMMUNITIES**

BY THE NUMBERS – LOW INCOME COMMUNITIES			
STATE	PROJECTS	INVESTMENT	JOBS
ALABAMA	10	\$1,647,000,000	1,795
ARIZONA	6	\$3,100,000,000	2,195
ARKANSAS	4	\$1,685,000,000	180
CALIFORNIA	8	\$6,431,500,000	4,875

COLORADO	3	-	1,920
CONNECTICUT	2	\$10,530,000	200
GEORGIA	23	\$3,522,300,000	15,372
ILLINOIS	4	\$827,800,000	140
INDIANA	12	\$4,918,000,000	3,007
IOWA	2	-	950
KANSAS	2	\$37,000,000.00	285
KENTUCKY	9	\$4,176,764,400	2,208
LOUISIANA	10	\$3,962,080,327	4,637
MAINE	1	\$6,000,000	200
MASSACHUSETTS	1	-	-
MICHIGAN	17	\$8,548,390,000	10,145
MINNESOTA	1	-	140
MISSISSIPPI	3	\$2,265,000,000	2,600
MISSOURI	2	\$102,400,000	285
NEVADA	3	\$604,744,831	1,050
NEW MEXICO	3	\$1,559,000,000	2,750
NEW YORK	8	\$1,230,900,000	2,185
NORTH CAROLINA	10	\$12,972,910,435	5,143
OHIO	10	\$6,221,315,014	4,742
OKLAHOMA	5	\$3,450,000,000	3,600
OREGON	2	-	100
PENNSYLVANIA	6	\$875,100,000	1,497
RHODE ISLAND	1	\$100,000,000	-
SOUTH CAROLINA	23	\$10,984,400,000	10,893
SOUTH DAKOTA	1	\$1,000,000,000	1,070
TENNESSEE	12	\$2,717,255,784	3,800
TEXAS	12	\$13,468,000,000	14,612
VIRGINIA	4	\$116,600,000	1111
WEST VIRGINIA	6	\$938,000,000	2095
WISCONSIN	3	\$475,000,000	700
TOTALS	229 PROJECTS	\$97.95 BILLION	106,482 JOBS

**DATA BY STATE: NEW CLEAN ENERGY INVESTMENTS ARE CREATING JOBS ACROSS
RURAL AMERICA**

BY THE NUMBERS – RURAL COMMUNITIES			
STATE	PROJECTS	INVESTMENT	JOBS
ALABAMA	3	\$1,238,000,000	985
ARIZONA	1	\$1,700,000,000	500
ARKANSAS	3	\$1,665,000,000	80
COLORADO	1	-	1,050
GEORGIA	13	\$1,881,000,000	3,724
ILLINOIS	3	\$477,800,000	140
INDIANA	2	\$160,000,000	200
IOWA	1	-	700
KENTUCKY	4	\$2,976,400,000	1,890
LOUISIANA	3	\$723,584,087	2,134
MAINE	1	\$6,000,000	200
MARYLAND	1	\$350,000,000	100
MICHIGAN	4	\$2,487,000,000	2,595
MINNESOTA	1	\$575,000,000	914
MISSISSIPPI	3	\$2,265,000,000	2,600
NEVADA	3	\$1,117,000,000	1,650
NEW JERSEY	1	-	200
NEW MEXICO	1	\$1,400,000,000	2,150
NEW YORK	3	\$955,000,000	609
NORTH CAROLINA	7	\$17,010,010,435	5,558
NORTH DAKOTA	1	\$318,025,927	150
OKLAHOMA	3	\$2,450,000,000	3,515
PENNSYLVANIA	1	\$93,600,000	130
SOUTH CAROLINA	7	\$2,252,500,000	3,197
SOUTH DAKOTA	2	\$1,000,000,000	1,280
TENNESSEE	5	\$656,700,000	341
TEXAS	5	\$1,035,000,000.00	2,250
VERMONT	1	-	12
VIRGINIA	4	\$116,600,000	1,111

WEST VIRGINIA	2	\$22,000,000	3,105
WISCONSIN	3	\$25,000,000.00	700
TOTALS	93 PROJECTS	\$44.96 BILLION	43,770 JOBS

**DATA BY CONGRESSIONAL DISTRICT: NEW CLEAN ENERGY INVESTMENTS ARE
CREATING JOBS ACROSS AMERICA**

BY THE NUMBERS – DISTRICTS REPRESENTED BY REPUBLICANS				
DISTRICT	MEMBER	NUMBER OF PROJECTS	TOTAL INVESTMENT	TOTAL JOBS
AL-2	REP. BARRY MOORE	1	\$5,000,000	50
AL-3	REP. MIKE ROGERS	5	\$327,000,000	530
AL-4	REP. ROBERT ADERHOLT	1	\$1,100,000,000	715
AL-5	REP. DALE STRONG	1	\$125,000,000	200
AZ-5	REP. ANDY BIGGS	1	\$5,600,000,000	2,800
AZ-6	REP. JUAN CISCOMANI	3	-	245
AZ-8	REP. DEBBIE LESKO	1	\$559,000,000	-
AZ-9	REP. PAUL GOSAR	5	-	1,545
AR-1	REP. ERIC CRAWFORD	1	-	80
AR-3	REP. STEVE WOMACK	1	\$20,000,000	100
AR-4	REP. BRUCE WESTERMAN	2	\$1,665,000,000	-
CA-3	REP. KEVIN KILEY	2	\$1,500,000,000	140
CA-13	REP. JOHN DUARTE	1	\$250,000,000	855
CA-23	REP. JAY OBERNOLTE	1	\$1,100,000,000	-
CA-48	REP. DARRELL ISSA	1	-	63
CO-3	REP. LAUREN BOEBERT	3	-	1,920
CO-5	REP. DOUG LAMBORN	2	\$1,280,000,000	750
FL-1	REP. MATT GAETZ	1	\$20,000,000	-
FL-2	REP. NEAL DUNN	2	\$52,000,000	550
GA-1	REP. EARL CARTER	8	\$7,813,500,000	7,222
GA-3	REP. DREW FERGUSON	4	\$2,896,000,000	1,163
GA-6	REP. RICHARD MCCORMICK	1	\$19,000,000	200
GA-9	REP. ANDREW CLYDE	3	\$67,000,000	704
GA-10	REP. MIKE COLLINS	4	\$141,000,000	410
GA-11	REP. BARRY LOUDERMILK	3	\$7,476,000,000	5,560
GA-12	REP. RICK ALLEN	7	\$1,462,800,000	2,736

GA-14	REP. MARJORIE TAYLOR GREENE	2	\$515,000,000	1,110
ID-2	REP. MICHAEL SIMPSON	1	\$15,000,000,000	2,000
IL-12	REP. MIKE BOST	2	\$117,800,000	140
IL-15	REP. MARY MILLER	1	\$360,000,000	-
IN-2	REP. RUDY YAKYM	1	-	25
IN-3	REP. JIM BANKS	2	-	50
IN-4	REP. JAMES BAIRD	1	\$115,000,000	200
IN-5	REP. VICTORIA SPARTZ	6	\$3,423,000,000	1,875
IN-8	REP. LARRY BUCSHON	2	\$4,300,000,000	3,342
IN-9	REP. ERIN HOUCHIN	2	\$845,000,000	1,200
IA-1	REP. MARIANNETTE MILLER-MEEKS	2	-	950
KS-1	REP. TRACEY MANN	1	-	100
KS-2	REP. JAKE LATURNER	1	\$37,000,000	185
KY-1	REP. JAMES COMER	5	\$1,311,364,400	601
KY-2	REP. BRETT GUTHRIE	4	\$1,772,000,000	731
KY-4	REP. THOMAS MASSIE	1	\$264,000,000	450
KY-5	REP. HAROLD ROGERS	1	\$1,000,000,000	1,020
KY-6	REP. ANDY BARR	3	\$2,044,000,000	167
LA-3	REP. CLAY HIGGINS	1	\$1,100,000,000	700
LA-4	REP. MIKE JOHNSON	2	\$45,500,000	187
LA-5	REP. JULIA LETLOW	3	\$2,099,996,240	1,479
LA-6	REP. GARRET GRAVES	2	\$906,000,000	564
MI-2	REP. JOHN MOOLENAAR	2	\$2,437,700,000	2,430
MI-4	REP. BILL HUIZENGA	1	\$7,900,000	163
MI-5	REP. TIM WALBERG	5	\$2,268,200,000	2,175
MI-9	REP. LISA MCCLAIN	1	\$426,000,000	920
MI-10	REP. JOHN JAMES	2	\$116,170,000	275
MN-1	REP. BRAD FINSTAD	1	-	140
MN-6	REP. TOM EMMER	1	\$575,000,000	914
MN-8	REP. PETE STAUBER	1	\$10,000,000	130
MS-1	REP. TRENT KELLY	1	\$1,900,000,000	2,000
MS-4	REP. MIKE EZELL	1	\$115,000,000	300
MO-6	REP. SAM GRAVES	1	\$15,000,000	50
MO-7	REP. ERIC BURLISON	1	\$2,400,000	35
NE-3	REP. ADRIAN SMITH	1	-	-

NV-2	REP. MARK AMODEI	6	\$8,979,322,049	10,450
NJ-2	REP. JEFFERSON VAN DREW	1	-	200
NJ-4	REP. CHRISTOPHER SMITH	1	\$1,070,000,000	-
NY-11	REP. NICOLE MALLIOTAKIS	1	\$48,000,000	750
NY-19	REP. MARCUS MOLINARO	1	\$68,000,000	500
NY-21	REP. ELISE STEFANIK	1	\$500,000,000	90
NY-22	REP. BRANDON WILLIAMS	1	\$100,000,000,000	9,000
NY-23	REP. NICHOLAS LANGWORTHY	1	\$75,000,000	250
NY-24	REP. CLAUDIA TENNEY	1	\$387,000,000	19
NC-7	REP. DAVID ROUZER	1	\$649,900,000	500
NC-8	REP. DAN BISHOP	1	\$233,000,000	352
NC-9	REP. RICHARD HUDSON	4	\$11,867,000,000	3,524
NC-10	REP. PATRICK MCHENRY	4	\$181,610,435	459
NC-11	REP. CHUCK EDWARDS	1	\$17,000,000	40
ND-0	REP. KELLY ARMSTRONG	1	\$318,025,927	150
OH-2	REP. BRAD WENSTRUP	2	\$270,000,000	120
OH-4	REP. JIM JORDAN	1	\$700,000,000	300
OH-8	REP. WARREN DAVIDSON	2	\$30,000,000	42
OH-10	REP. MICHAEL TURNER	2	\$570,000,000	2,200
OH-12	REP. TROY BALDERSON	3	\$707,515,014	1,300
OH-14	REP. DAVID JOYCE	1	\$170,000,000	-
OH-15	REP. MIKE CAREY	1	\$4,400,000,000	2,200
OK-1	REP. KEVIN HERN	1	-	90
OK-2	REP. JOSH BRECHEEN	3	\$3,450,000,000	1,515
OK-5	REP. STEPHANIE BICE	1	-	2,000
OR-2	REP. CLIFF BENTZ	1	-	-
OR-5	REP. LORI CHAVEZ-DEREMER	1	-	100
PA-9	REP. DANIEL MEUSER	1	\$22,500,000	27
PA-14	REP. GUY RESCHENTHALER	1	-	35
PA-16	REP. MIKE KELLY	2	\$253,600,000	430
SC-1	REP. NANCY MACE	1	\$3,500,000,000	1,500
SC-2	REP. JOE WILSON	6	\$2,509,000,000	5,071
SC-3	REP. JEFF DUNCAN	4	\$274,500,000	772
SC-4	REP. WILLIAM TIMMONS	4	\$2,211,250,000	954
SC-5	REP. RALPH NORMAN	7	\$2,974,900,000	4,092
SC-7	REP. RUSSELL FRY	2	\$1,620,000,000	1,620

SD-0	REP. DUSTY JOHNSON	2	\$1,000,000,000	1,280
TN-2	REP. TIM BURCHETT	2	\$176,600,000	690
TN-3	REP. CHARLES FLEISCHMANN	2	\$1,477,260,704	1,120
TN-4	REP. SCOTT DESJARLAIS	2	\$46,500,000	138
TN-5	REP. ANDREW OGLES	2	\$275,000,000	650
TN-6	REP. JOHN ROSE	2	\$80,000,000	550
TN-7	REP. MARK GREEN	4	\$3,584,740,145	1,801
TN-8	REP. DAVID KUSTOFF	2	\$209,895,080	340
TX-4	REP. PAT FALLON	3	-	600
TX-5	REP. LANCE GOODEN	1	\$250,000,000	1,500
TX-8	REP. MORGAN LUTTRELL	1	\$60,000,000	500
TX-10	REP. MICHAEL MCCAUL	2	\$35,000,000	450
TX-12	REP. KAY GRANGER	4	\$321,000,000	1,520
TX-13	REP. RONNY JACKSON	33	\$4,090,000,000	1,490
TX-14	REP. RANDY WEBER	2	\$2,230,000,000	5,247
TX-17	REP. PETE SESSIONS	1	\$100,000,000	200
TX-22	REP. TROY NEHLS	1	\$6,000,000,000	4,600
TX-23	REP. TONY GONZALES	1	\$23,000,000	-
TX-26	REP. MICHAEL BURGESS	1	-	100
TX-27	REP. MICHAEL CLOUD	2	\$1,375,000,000	2,750
TX-31	REP. JOHN CARTER	2	\$101,500,000	260
TX-36	REP. BRIAN BABIN	1	-	200
TX-38	REP. WESLEY HUNT	1	-	300
UT-1	REP. BLAKE MOORE	1	-	2,500
UT-3	REP. JOHN CURTIS	1	\$11,000,000,000	800
VA-1	REP. ROBERT WITTMAN	2	\$43,000,000	130
VA-5	REP. BOB GOOD	4	\$116,600,000	1,111
WA-4	REP. DAN NEWHOUSE	3	\$522,936,774	800
WV-1	REP. CAROL MILLER	3	\$123,000,000	1,205
WV-2	REP. ALEXANDER MOONEY	4	\$815,000,000	3,890
WI-1	REP. BRYAN STEIL	3	-	12
WI-3	REP. DERRICK VAN ORDEN	1	\$345,000,000	-
WI-5	REP. SCOTT FITZGERALD	1	\$100,000,000	100
WI-6	REP. GLENN GROTHMAN	2	\$25,000,000	700
WI-8	REP. MIKE GALLAGHER	2	-	200
WY-0	REP. HARRIET HAGEMAN	1	\$3,000,000,000	1,000

TOTALS	133 CONGRESSIONAL DISTRICTS	274 PROJECTS	\$262.19 BILLION	144,532 JOBS
---------------	------------------------------------	---------------------	-------------------------	---------------------

BY THE NUMBERS – DISTRICTS REPRESENTED BY DEMOCRATS				
DISTRICT	MEMBER	NUMBER OF PROJECTS	TOTAL INVESTMENT	TOTAL JOBS
AL-7	REP. TERRI SEWELL	2	\$205,000,000	400
AZ-3	REP. RUBEN GALLEG0	2	\$60,000,000	950
AZ-4	REP. GREG STANTON	4	\$1,250,000,000	6,550
AZ-7	REP. RAÚL GRIJALVA	4	\$1,400,000,000	1,510
CA-2	REP. JARED HUFFMAN	2	\$331,500,000	-
CA-6	REP. AMI BERA	3	\$1,000,000,000	1,500
CA-8	REP. JOHN GARAMENDI	1	-	800
CA-12	REP. BARBARA LEE	1	-	150
CA-14	REP. ERIC SWALWELL	2	\$703,000,000	800
CA-15	REP. KEVIN MULLIN	2	\$41,300,000	690
CA-17	REP. RO KHANNA	1	-	-
CA-19	REP. JIMMY PANETTA	4	\$425,600,000	-
CA-25	REP. RAUL RUIZ	2	\$4,000,000,000	2,500
CA-31	REP. GRACE NAPOLITANO	1	\$24,000,000	21
CA-33	REP. PETE AGUILAR	1	-	-
CA-35	REP. NORMA TORRES	1	-	-
CA-42	REP. ROBERT GARCIA	1	\$4,700,000,000	-
CA-46	REP. LUIS CORREA	1	-	-
CA-49	REP. MIKE LEVIN	1	\$26,000,000	-
CA-50	REP. SCOTT PETERS	1	-	-
CA-51	REP. SARA JACOBS	2	-	-
CO-2	REP. JOE NEGUSE	1	\$5,950,000	35
CO-8	REP. YADIRA CARAVEO	2	\$390,000,000	1,232
CT-3	REP. ROSA DELAURO	2	\$25,100,000	45
CT-4	REP. JAMES HIMES	2	\$10,530,000	200
CT-5	REP. JAHANA HAYES	1	-	100
FL-9	REP. DARREN SOTO	1	\$431,000,000	1,200
GA-2	REP. SANFORD BISHOP	3	\$800,000,000	7,900
GA-4	REP. HENRY JOHNSON	2	\$118,000,000	1,000

GA-5	REP. NIKEMA WILLIAMS	1	-	-
GA-7	REP. LUCY MCBATH	1	\$110,000,000	240
IL-1	REP. JONATHAN JACKSON	2	\$2,000,000,000	2,650
IL-4	REP. JESUS GARCIA	1	\$4,800,000,000	2,500
IL-7	REP. DANNY DAVIS	1	\$10,000,000	-
IL-8	REP. RAJA KRISHNAMOORTHY	1	-	50
IL-9	REP. JANICE SCHAKOWSKY	1	\$9,500,000	9
IL-10	REP. BRADLEY SCHNEIDER	1	-	80
IL-13	REP. NIKKI BUDZINSKI	3	\$1,385,000,000	435
IN-1	REP. FRANK MRVAN	1	-	500
IN-7	REP. ANDRE CARSON	1	\$35,000,000	240
KS-3	REP. SHARICE DAVIDS	2	\$4,094,700,000	20,612
LA-2	REP. TROY CARTER	5	\$737,784,087	2,321
ME-2	REP. JARED GOLDEN	1	\$6,000,000	200
MD-5	REP. STENY HOYER	1	\$49,000,000	60
MD-6	REP. DAVID TRONE	2	\$420,000,000	560
MD-7	REP. KWEISI MFUME	1	\$14,000,000	145
MA-2	REP. JAMES MCGOVERN	1	-	-
MA-3	REP. LORI TRAHAN	2	\$140,000,000	236
MA-4	REP. JAKE AUCHINCLOSS	1	\$200,000,000	250
MA-5	REP. KATHERINE CLARK	1	-	-
MA-6	REP. SETH MOULTON	1	-	-
MA-9	REP. WILLIAM KEATING	1	-	-
MI-3	REP. HILLARY SCHOLTEN	1	\$15,500,000	25
MI-6	REP. DEBBIE DINGELL	6	\$2,061,790,000	3,187
MI-7	REP. ELISSA SLOTKIN	3	\$2,635,000,000	3,925
MI-8	REP. DANIEL KILDEE	7	\$2,016,500,000	2,538
MI-11	REP. HALEY STEVENS	9	\$490,100,000	3,087
MI-12	REP. RASHIDA TLAIB	2	\$10,000,000	612
MI-13	REP. SHRI THANEDAR	3	\$49,400,000	745
MN-5	REP. ILHAN OMAR	1	-	-
MS-2	REP. BENNIE THOMPSON	1	\$250,000,000	300
MO-1	REP. CORI BUSH	2	\$332,262,211	400
NV-1	REP. DINA TITUS	1	\$17,000,000	50
NV-3	REP. SUSIE LEE	1	-	88

NV-4	REP. STEVEN HORSFORD	6	\$700,744,831	1,350
NH-2	REP. ANN KUSTER	1	-	-
NJ-3	REP. ANDY KIM	1	-	-
NM-1	REP. MELANIE STANSBURY	3	\$1,090,000,000	1,955
NM-2	REP. GABE VASQUEZ	2	\$159,000,000	600
NY-14	REP. ALEXANDRIA OCASIO-CORTEZ	1	\$215,000,000	-
NY-20	REP. PAUL TONKO	8	\$12,860,000,000	13,578
NY-25	REP. JOSEPH MORELLE	4	\$595,900,000	1,595
NY-26	REP. BRIAN HIGGINS	1	\$294,000,000	300
NC-2	REP. DEBORAH ROSS	3	\$205,000,000	422
NC-4	REP. VALERIE FOUSHEE	1	\$41,000,000	600
NC-6	REP. KATHY MANNING	3	\$5,109,600,000	2,250
NC-12	REP. ALMA ADAMS	5	\$322,400,000	1,249
OH-9	REP. MARCY KAPTUR	6	\$1,723,800,000	1,755
OH-11	REP. SHONTEL BROWN	1	-	45
OR-1	REP. SUZANNE BONAMICI	1	\$1,000,000,000	280
OR-6	REP. ANDREA SALINAS	1	\$7,000,000	400
PA-12	REP. SUMMER LEE	2	\$581,000,000	1,000
PA-17	REP. CHRISTOPHER DELUZIO	1	\$18,000,000	40
RI-1	REP. GABE AMO	1	\$200,000,000	1,850
RI-2	REP. SETH MAGAZINER	1	\$100,000,000	-
SC-6	REP. JAMES CLYBURN	4	\$572,000,000	2,425
TN-9	REP. STEVE COHEN	1	\$6,800,000	129
TX-16	REP. VERONICA ESCOBAR	1	\$80,000,000	600
TX-18	REP. SHEILA JACKSON LEE	1	\$300,000,000	600
TX-28	REP. HENRY CUELLAR	1	\$40,000,000	170
TX-30	REP. JASMINE CROCKETT	1	\$200,000,000	1,500
TX-32	REP. COLIN ALLRED	3	\$31,000,000	613
TX-35	REP. GREG CASAR	2	\$775,700,000	15
VA-3	REP. ROBERT SCOTT	2	\$8,500,000	149
WA-1	REP. SUZAN DELBENE	1	\$1,000,000,000	-
WA-7	REP. PRAMILA JAYAPAL	1	\$170,000,000	70
WI-4	REP. GWEN MOORE	2	\$450,000,000	100
TOTALS	97 CONGRESSIONAL DISTRICTS	193 PROJECTS	\$66.69 BILLION	109,268 JOBS

